

SONANCE

THIN-LINE SUBWOOFER

BPS6 TL

Overview

Sonance is pleased to introduce the new BPS6 Thin Line bandpass subwoofer designed for challenging install applications. We recognize that many home interiors are faced with space limitations and mounting restrictions within walls and ceilings, leaving clients with limited options for quality audio. The new Sonance BPS6 TL is the perfect solution to add performance audio to any room without impeding on the design of the space.

Key Features

Aesthetics

- Designed to visually disappear among surrounding downlight fixtures
- Low profile paintable grille
- Round or square adapter to match the geometry of architectural elements within the room

Performance

- Designed using state-of-the-art computer modeling software to vastly improve magnetic field and suspension linearity for consistent sonic performance at any SPL for best-in-class performance
- Improved low frequency performance over past bandpass subwoofers

Installation

- One-piece paintable grille
- Fits easily into a 2 x 4 stud bay with its 3 3/8" mounting depth
- Flexible install applications with in-wall and in-ceiling accessories

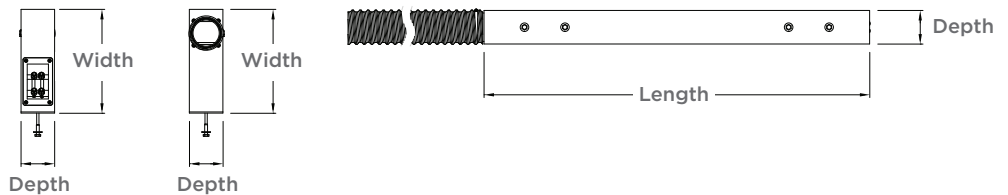


BPS6 TL

Dimensions

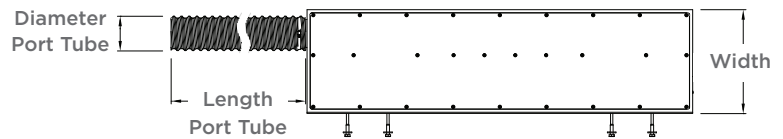
BPS6 TL SUBWOOFER

Width:	11" (279mm)
Depth:	3 3/8" (86mm)
Length:	39 3/8" (1000mm)



BPS6 TL PORT TUBE

Diameter:	3" (76mm)
Length:	15" (381mm)



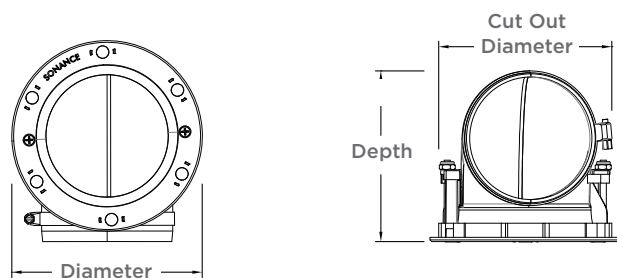
Visual Performance

Required Accessory Dimensions

VPBPC3R TL BANDPASS CONNECTOR

Diameter:	4 9/32" (109mm)
Cut Out Diameter:	3 7/8" (99mm)
Depth:	3 27/32" (98mm)

* 4" hole saw recommended for cut out.

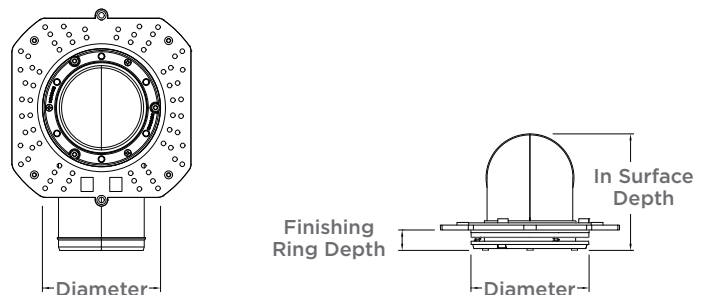


Architectural Series

Required Accessory Dimensions

ASBPC3RS TL BANDPASS CONNECTOR

Diameter:	3 15/16" (100mm)
In Surface Depth:	3 15/16" (100mm)
Finishing Ring Depth:	23/32" (18mm)



Specifications



BPS6 TL	In-Wall & In-Ceiling Thin-line Subwoofer
Sku:	93324
Unit of Measure:	Each
Woofers:	13" (330mm) x 3" (76mm) Laminated Carbon Fiber Cone with a rubber surround, dual voice coil
Frequency Response:	38Hz - 125Hz ±3dB
Impedance:	6 Ohms nominal, 4 Ohms minimum
Power Handling:	50 Watts minimum; 150 Watts maximum
Sensitivity:	87dB @ 2.83V / 1 meter
Dimensions:	11" x 3 3/8" x 39 3/8"
(W x D x L)	(279mm x 86mm x 1000mm)
Shipping Weight:	40 lbs (18.68kg) each
Port Tube	
Dimensions (Dia x L):	3" x 15" (76mm x 381mm)




VPBPC3R TL	Bandpass Connector
Sku:	93334
Unit of Measure:	Each
Dimensions (Dia x D):	4 9/32" x 3 27/32" (109mm x 98mm)
Grille:	VPBPC3R shipped with Round 4 29/32" (124mm) perforated steel grilles



ASBPC3RS TL	Bandpass Connector
Sku:	93335
Unit of Measure:	Each
Dimensions (Dia x D):	3 15/16" x 13/16" (100mm x 20mm)

Recommended Visual Performance Products

VP38R Round Replacement Grille (Each) 93122



VP3SQ Square Adapter w/ Grille (10 Pack Per Box) 93121



VP3SQ Square Adapter w/ Grille (Each) 93120



VP3 Round Flex Bracket (10 Pack Per Box) 93119



Recommended Architectural Series Products

1/2" Gypsum TL Mounting Platform AS Discreet Round (Each) 93362



5/8" Gypsum TL Mounting Platform AS Discreet Square (Each) 93365



1/2" Gypsum TL Mounting Platform AS Discreet Square (Each) 93363



5/8" Solid Surface TL Mounting Platform AS Discreet RS (Each) 93366



5/8" Gypsum TL Mounting Platform AS Discreet Round (Each) 93364



Solid Surface Router Template AS Discreet RS (Pair) 93057



Recommended Products

Sonamp 2-100 (Each) 93091



Sonamp DSP 2-150 (Each) 93093



Sonamp 12-50 (Each) 93092



Sonamp DSP 8-130 MKII (Each) 93094



LIMITED FIVE (5) YEAR WARRANTY

Sonance warrants to the first end-user purchaser that this Sonance-brand product ("Product"), when purchased from an authorized Sonance Dealer/Distributor, will be free from defective workmanship and materials for the period stated below. Sonance will at its option and expense during the warranty period, either repair the defect or replace the Product with a new or remanufactured Product or a reasonable equivalent. Warranty Period for this Product: Five (5) years from the date on the original sales receipt or invoice or other satisfactory proof of purchase.



©2017 Sonance. All rights reserved.

Sonanc, Architectural Series and Visual Performance are registered trademarks of Dana Innovations.

Due to continuous product improvement, all features and specifications are subject to change without notice.

For the latest Sonance product specification information visit our website: www.sonance.com

SONANCE • 991 Calle Amanecer • San Clemente, CA 92673 USA

(949) 492-7777 • FAX: (949) 361-5151 • Technical Support: (949) 492-7777

www.sonance.com